



Roof Vent Order Form

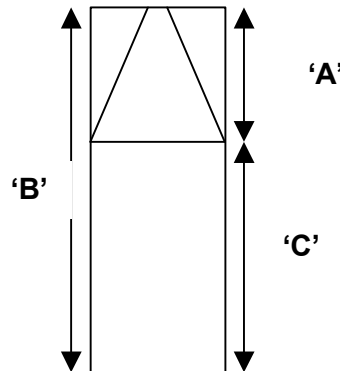
Issue 6 – May 2003

Date:	Your Ref:		
Company Name & Address:	Delivery Address:		
Telephone Number:			
Fax Number:			
Contact Name:			
Order Number:			
Date Required:			
Number of Vents Required:			
Overall Vent Width (mm):			
Overall Vent Length/Depth (mm):			
To Suit Glazing:	 16mm Glazing <input type="checkbox"/>	24/25mm Glazing <input type="checkbox"/>	
	 32mm Glazing <input type="checkbox"/>	35mm Glazing <input type="checkbox"/>	40mm Glazing <input type="checkbox"/>
Colour:	White <input type="checkbox"/>	Brown <input type="checkbox"/>	
Dual Colour:	External Internal		
Other Colors (WOODGRAIN):	Mahogany Woodgrain Internal/Brown External		<input type="checkbox"/>
	Golden Oak Woodgrain Internal (Foil) /		<input type="checkbox"/>
	Golden Oak Woodgrain External (Aluminium)		
Crank Handle:	1.5m Gold Anodised <input type="checkbox"/>	1.5m Hardwood/Brass <input type="checkbox"/>	
Chain Motor Electric Opener:			
Surface Mounted Rocker Switch (for use with Electric Motor)			
Climate Control Unit: (for use with Electric Motor)			
Special Requirements or Extras:			
Signature of Acceptance:			

Skyport roof vents come complete with a 300mm telescopic brass winder as standard and Skyport Plus with a 150mm brass winder with integral handle as standard. To work out the glazing sizes please refer to the calculations overleaf.

GLAZING SIZE CALCULATIONS

UNDER VENT GLAZING SIZE



not included.

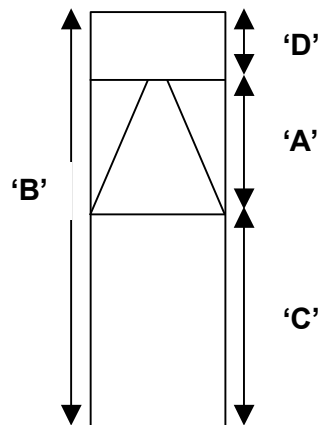
To calculate the length 'C':

Deduct 'A' (Vent Length)

From 'B' (Total Panel Length)

Then deduct a further **47mm**

Note: Sheet end closer deduction



not included.

To establish the length 'C':

Deduct 'D' (Panel above Vent)

And 'A' (Vent Length)

From 'B' (Total Panel Length)

Then deduct a further **30mm**

Note: Sheet end closer deduction

LID GLAZING SIZE

To calculate the size of the glazing to fit the 'Lid' of the roof vent.

Deduct **100mm** from the width and **100mm** from the length of the **OVERALL ROOF VENT SIZE** to obtain glazing dimension for the lid.

Glass Unit deduct **110mm** from the width and **110mm** from the length of the **OVERALL ROOF VENT SIZE** to obtain glazing dimension for the lid.