


Fully Weather Tested To 2.5° Pitch
By the BBA - **BRITISH BOARD OF AGREEMENT**
(Test Report No. 1885)

CI/SFB | 37.4 | RO



Skypoort

Natural Ventilation



Slimline Aluminium & PVCu Clad Roofvent



Fully Weather Tested To 2.5° Pitch
By the BBA - BRITISH BOARD OF AGREEMENT
(Test Report No. 1885)

Custom made roofvents


Introduction

'Skyport' Roofvents are individually custom made to fit into the glazing bars on your roof, maintaining structural integrity. Glazing connector profiles on the top and bottom of the frame accept the roof glazing material or alternatively the top can be pushed into the wallplate or ridge aperture. The frame is factory prepared, mechanically fixed and sealed ready for site installation. The Roofvent lid is simply glazed on site with gasket and silicone provided.

Custom made Aluminium/PVCu Clad Roofvent

Key Features :

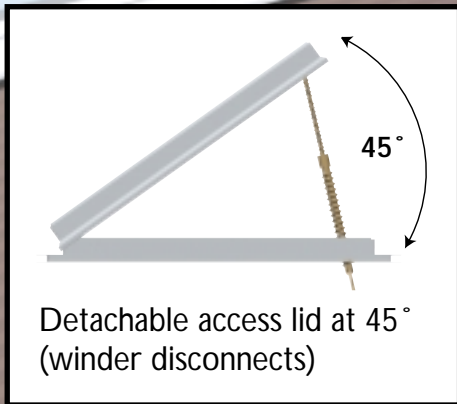
- ▀ Structural aluminium Roofvent with internal thermal PVCu cladding
- ▀ Powder coated aluminium external finish for longevity
- ▀ Roofvent accommodates 16mm and 25mm Polycarbonate and 24mm Glass Units
- ▀ Available in white, brown, combination & Mahogany Woodgrain. Other colours to order
- ▀ Traditional ogee styling on internal and external elevation
- ▀ Manufactured to glazing rebate size to glaze into bars
- ▀ Easy to fix and install on site (installation guide supplied)
- ▀ Slimline Roofvent profiles for excellent sightline aesthetics
- ▀ Electric openers and accessories available
- ▀ Detachable lid for access and ease of installation
- ▀ Integral water drainage system
- ▀ Fast availability within 5 working days
- ▀ Very competitively priced for a high quality roofvent





Skyport

Custom made roofvents



Custom made Roofvents

for Conservatories, Atriums and Commercial Patent Glazing

Roofvent Accessories

See separate price list for all roofvent products



MANUAL WINDING HANDLES

For operating manual spindle openers on Roofvents. Standard-Gold Anodised Aluminium 1.5m long and Delux-Solid Brass with hardwood handle 1.5m long.

Note: Other lengths of winding handle can be supplied.



ELECTRICAL OPERATED VENT OPENERS

Chain motor
Variable opening 100mm-250mm.
230v and supplied with surface mounted rocker switch and wiring diagram.



CLIMATE CONTROL

Offers precise thermostatic control with integral rain sensor which automatically closes the Roofvent when rain is detected. Climate control units are used in conjunction with electrical operated vent openers.



Edvic Limited
Unit 9a Burrell Way
London Road Industrial Estate
Thetford
Norfolk IP24 3RW

Tel: (01842) 754333
Fax: (01842) 754411